



Turbo

Turbine Flow Meters

Industrial Turbine Meters

Turbo Model

DESCRIPTION

The Badger Meter® Industrial Turbine is a rugged, reliable meter ideally suited for industrial fluid applications. Its compact size and ease of serviceability without removal from the line make this a cost effective selection. Designed with performance in mind, the meter provides a high level of accuracy over a wide flow range with a minimum of pressure loss.

The Turbine meter is available in line sizes of 2 in., 3 in., 4 in. and 6 in.. Its unique straight-through flow profile and ceramic bearing design optimize performance.


To complement the meter, Badger Meter offers a complete line of accessories that includes electromechanical and state-of-the-art electronic transmitters, totalizers, indicators and process controllers.

OPERATION

The Badger Meter Industrial Turbine is a volumetric liquid flow meter that works on the time proven principle of a rotor turning at an angular velocity proportional to the fluid velocity through the turbine. The meter has straightening vanes and a nose cone in the inlet side which minimize upstream turbulence and direct the flow to the rotor effectively. Electronic pickups generate signals from the rotor magnet. The signals are translated to an open collector-transistor pulse output. Mechanical pickups and electromechanical outputs are also available.

APPLICATIONS

The Turbo model is used in a wide range of fluid applications covering from water to oils and solvents to acids. The meter is used in water treatment systems, loading and unloading of tankers or rail cars, batching systems, or simply inventory control of a process fluid. Anywhere high volume and/or high flow rates are at least sometimes required in the application, the Turbo meter is likely the right choice.



MATERIALS

Housing	Cast iron or 316 stainless steel
Head	Bronze or stainless steel
Rotor and Nose Cone	Ryton
Bearings	Ceramic
Straightening Vanes	316 Stainless Steel
O-Ring and Tetraseal	Buna N, EPR or Viton
Head Gasket	Nitrile Binder (used with Buna N seals) or Chloroprene Binder (used with EPR and Viton seals)

FEATURES

- Long lasting ceramic bearings
- Simple inline serviceability
- Accuracy of $\pm 0.5\%$ to $\pm 1.5\%$
- Repeatability of 0.25%
- Low pressure loss
- Two housing materials available



Badger Meter

TRB-DS-01191-EN-06 (July 2019)

Product Data Sheet

SPECIFICATIONS

System Size	2 in.	3 in.	4 in.	6 in.
Accuracy ±0.5% @ indicated Flow Range	20...160 gpm (76...606 lpm)	60...350 gpm (227...1325 lpm)	100...1000 gpm (378...3785 lpm)	250...2000 gpm (946...7570 lpm)
Accuracy ±1.5% @ indicated Flow Range	8...200 gpm (30...757 lpm)	10...450 gpm (38...1703 lpm)	25...1250 gpm (95...4732 lpm)	40...2500 gpm (151...9464 lpm)
Repeatability*	0.25%			
Temperature Range	32...250° F (0...121° C)			
Minimum Operating Pressure	7 psi (0.5 bar)			
Maximum Operating Pressure	Standard: 125/150 psi (9/10 bar)			

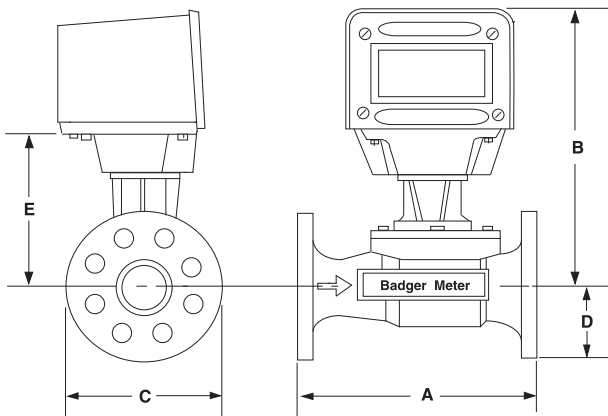
* Reading over full range tested with potable water at 60° F (16° C).

Flange Face Configurations: (ANSI Standards)

Flat Faced Flanges: 125 lb (57 kg) cast Iron

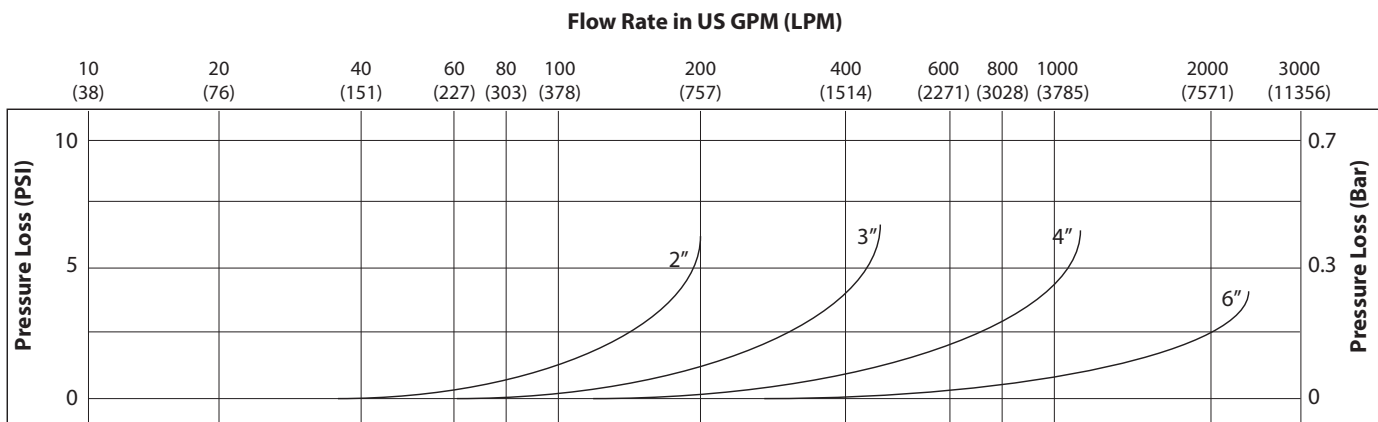
Raised Face Flanges: 150 lb (68 kg) stainless steel housings

DIMENSIONS



	2 in.	3 in.	4 in.	6 in.
A	10.00 in. (254 mm)	12.00 in. (305 mm)	14.00 in. (356 mm)	18.00 in. (457 mm)
B	13.67 in. (347 mm)	13.67 in. (347 mm)	15.34 in. (390 mm)	16.34 in. (415 mm)
C	6.00 in. (152 mm)	7.50 in. (191 mm)	9.00 in. (229 mm)	11.00 in. (279 mm)
D	2.75 in. (70 mm)	3.50 in. (89 mm)	4.25 in. (108 mm)	5.25 in. (133 mm)
E	6.86 in. (174 mm)	6.86 in. (174 mm)	8.53 in. (217 mm)	10.03 in. (255 mm)
Est. Wt.	30...40 lb (14...18 kg)	40...50 lb (18...23 kg)	60...75 lb (27...34 kg)	100...125 lb (45...57 kg)

PRESSURE LOSS CHART



Control. Manage. Optimize.

Trademarks appearing in this document are the property of their respective entities. Due to continuous research, product improvements and enhancements, Badger Meter reserves the right to change product or system specifications without notice, except to the extent an outstanding contractual obligation exists. © 2019 Badger Meter, Inc. All rights reserved.

www.badgermeter.com

The Americas | Badger Meter | 4545 West Brown Deer Rd | PO Box 245036 | Milwaukee, WI 53224-9536 | 800-876-3837 | 414-355-0400
 México | Badger Meter de las Americas, S.A. de C.V. | Pedro Luis Ogazón N°32 | Esq. Angelina N°24 | Colonia Guadalupe Inn | CP 01050 | México, DF | México | +52-55-5662-0882
 Europe, Eastern Europe Branch Office (for Poland, Latvia, Lithuania, Estonia, Ukraine, Belarus) | Badger Meter Europe | ul. Korfantego 6 | 44-193 Knurów | Poland | +48-32-236-8787
 Europe, Middle East and Africa | Badger Meter Europa GmbH | Nurtlinger Str 76 | 72639 Neuffen | Germany | +49-7025-9208-0
 Europe, Middle East Branch Office | Badger Meter Europe | PO Box 341442 | Dubai Silicon Oasis, Head Quarter Building, Wing C, Office #C209 | Dubai / UAE | +971-4-371 2503
 Slovakia | Badger Meter Slovakia s.r.o. | Racianska 109/B | 831 02 Bratislava, Slovakia | +421-2-44 63 83 01
 Asia Pacific | Badger Meter | 80 Marine Parade Rd | 19-07 Parkway Parade | Singapore 449269 | +65-63464836
 Switzerland | Badger Meter Swiss AG | Mittelholzerstrasse 8 | 3006 Bern | Switzerland | +41-31-932 01 11