


DFT® LSV-100®

The LSV-100® Control Valve is an economical control valve designed for flanged applications. Trim is replaceable in the field through the bonnet. Construction is Carbon or Stainless Steel with Stainless Steel internals. Can be used for modulating control or for on/off gas, liquid and steam applications. Class IV shutoff is standard.



FEATURES:

- 3/4" to 6"
- ANSI 150 and 300
- Carbon Steel and Stainless Steel
- ANSI RF ends
- Top entry
- Globe design
- Characterized trim — Equal Percentage, Linear, Quick Opening
- Pneumatic Actuation



LSV-100 Maximum Flow Coefficient

Size NPS	3/4	1	1.5	2	3	4	6
Size DN	20	25	40	50	80	100	150
Cv (Kv)	8 (7)	13 (11)	30 (26)	50 (40)	117 (100)	176 (150)	445 (380)

DFT® and LSV-100® are Registered Trademarks of DFT Inc.

DFT[®]
INC.

140 Sheree Blvd.
P.O. Box 566
Exton, PA 19341-0566

e-mail: dft@dft-valves.com
internet: www.dft-valves.com

610-363-8903
800-206-4013
FAX 610-524-9242

DFT® LSV-100®

MATERIALS OF CONSTRUCTION*		
COMPONENT	CARBON STEEL	STAINLESS STEEL
Body	A216 WCB	A351 CF8M
Bonnet	A216 WCB	A351 CF8M
Stem	410 SS	Nitronic® 50
Guide	Nitronic® 60	
Plug	410 SS	316 SS w/Stellite Hardfacing
Gland	410 SS	
Follower	410 SS	
Seat	410 SS	316 SS w/Stellite Hardfacing
Packing	Flexible Graphite or Teflon®	
Bonnet Seal	Flexible Graphite/316	
Bonnet Bolting	A193 B7/A 194 2H	A193 B8/A 194 8

*Standard materials of construction are shown. These materials can be modified for special applications. Contact the factory for more information. DFT® and LSV-100® are Registered Trademarks of DFT Inc. All other trademarks are the properties of their respective owners and are used for purposes of identification only.

TRIM OPTIONS

End user specifications are used to determine the appropriate valve configuration for maximum performance. Valve trim is interchangeable, offering reduced port, standard port and full port options in the same valve body.



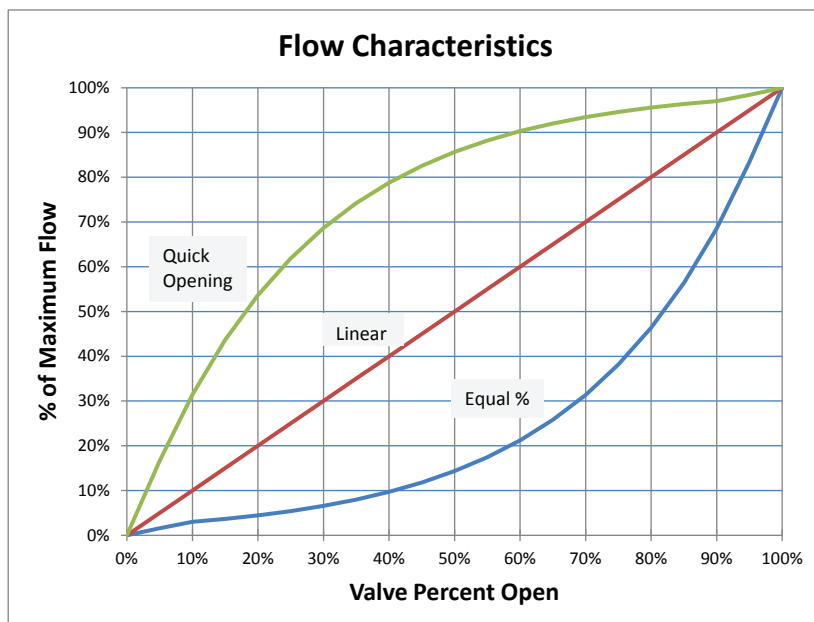
Fast (quick-opening)
for on/off service



Linear for superior
mid-range control

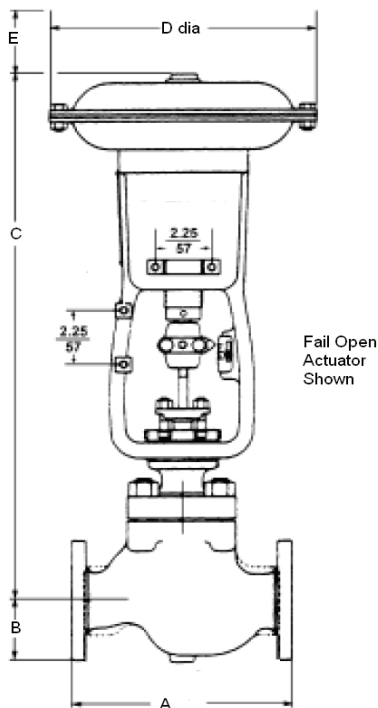


Equal percentage for
best low range control



DFT® LSV-100®

Size	Class	A in (mm)	B in (mm)	C in (mm)	D in (mm)	E in (mm)	Weight LB (Kg)
0.75	150	7.25 (184)	2.38 (60)	13.19 (335)	10.83 (275)	4.6 (117)	71 (32)
	300	7.63 (194)	2.38 (60)	13.19 (335)	10.83 (275)	4.6 (117)	77 (35)
1	150	7.25 (184)	2.38 (60)	13.19 (335)	10.83 (275)	4.6 (117)	71 (32)
	300	7.75 (197)	2.38 (60)	13.19 (335)	10.83 (275)	4.6 (117)	77 (35)
1.5	150	8.75 (222)	3.19 (81)	14.0 (356)	10.83 (275)	4.6 (117)	84(38)
	300	9.25 (235)	3.19 (81)	14.0 (356)	10.83 (275)	4.6 (117)	93 (42)
2	150	10.0 (254)	3.38 (86)	17.13 (435)	13.78 (350)	4.6 (117)	220 (100)
	300	10.5 (267)	3.38 (86)	17.13 (435)	13.78 (350)	4.6 (117)	243 (110)
3	150	11.75 (298)	4.5 (118)	18.31 (465)	13.78 (350)	5.6 (143)	232 (105)
	300	12.5 (318)	4.5 (118)	18.31 (465)	13.78 (350)	5.6 (143)	254 (115)
4	150	13.9 (354)	5.75 (146)			5.6 (143)	
	300	14.5 (368)	5.75 (146)			5.6 (143)	
6	150	17.75 (451)	5.5 (140)			5.6 (143)	
	300	18.63 (473)	6.3 (160)			5.6 (143)	



"E" is dimension required for disassembly

LSV-100 Pressure and Temperature Limits

		ANSI Class 150			ANSI Class 300		
Body	Packing	Min Temp	Max Temp	Max CWP	Min Temp	Max Temp	Max CWP
WCB	Teflon®	-20°F (-29°C)	400°F (200°C)	285psi (19.6bar)	-20°F (-29°C)	400°F (200°C)	740psi (51bar)
	Graphite	-20°F (-29°C)	800°F (425°C)	285psi (19.6bar)	-20°F (-29°C)	800°F (425°C)	740psi (51bar)
CF8M	Teflon®	-20°F (-29°C)	400°F (200°C)	275psi (19.0bar)	-20°F (-29°C)	400°F (200°C)	720psi (49.6bar)
	Graphite	-20°F (-29°C)	800°F (425°C)	275psi (19.0bar)	-20°F (-29°C)	800°F (425°C)	720psi (49.6bar)

DFT® LSV-100®

LSV-100 Linear Trim Sizing Coefficients

Model LSV-100 Linear Trim FL = .94 All Sizes Xt = .75 All Sizes

Size	Port	Travel	Coefficient	10%	20%	30%	40%	50%	60%	70%	80%	90%	100%
3/4	C		Cv	0.5	0.9	1.4	1.9	2.4	2.8	3.3	3.8	4.2	4.7
	.59 (15)	.79 (20)	Kv	0.4	0.8	1.2	1.6	2.0	2.4	2.8	3.2	3.6	4
3/4	D		Cv	0.8	1.6	2.5	3.3	4.1	4.9	5.7	6.6	7.4	8.2
	.75 (19)	.79 (20)	Kv	0.7	1.4	2.1	2.8	3.5	4.2	4.9	5.6	6.3	7
1	C		Cv	0.5	0.9	1.4	1.9	2.4	2.8	3.3	3.8	4.2	4.7
	.59 (15)	.79 (20)	Kv	0.4	0.8	1.2	1.6	2.0	2.4	2.8	3.2	3.6	4
1	D		Cv	0.8	1.6	2.5	3.3	4.1	4.9	5.7	6.6	7.4	8.2
	.75 (19)	.79 (20)	Kv	0.7	1.4	2.1	2.8	3.5	4.2	4.9	5.6	6.3	7
1	E		Cv	1.3	2.6	3.9	5.2	6.5	7.7	9.0	10.3	11.6	12.9
	.94 (24)	.79 (20)	Kv	1.1	2.2	3.3	4.4	5.5	6.6	7.7	8.8	9.9	11
1 1/2	E		Cv	1.3	2.6	3.9	5.2	6.5	7.7	9.0	10.3	11.6	12.9
	.94 (24)	.79 (20)	Kv	1.1	2.2	3.3	4.4	5.5	6.6	7.7	8.8	9.9	11
1 1/2	F		Cv	2.1	4.2	6.3	8.4	10.6	12.7	14.8	16.9	19.0	21.1
	1.26 (32)	.79 (20)	Kv	1.8	3.6	5.4	7.2	9.0	10.8	12.6	14.4	16.2	18
1 1/2	G		Cv	3.0	6.1	9.1	12.2	15.2	18.2	21.3	24.3	27.4	30.4
	1.46 (37)	.79 (20)	Kv	2.6	5.2	7.8	10.4	13.0	15.6	18.2	20.8	23.4	26
2	F		Cv	2.1	4.2	6.3	8.4	10.6	12.7	14.8	16.9	19.0	21.1
	1.26 (32)	.79 (20)	Kv	1.8	3.6	5.4	7.2	9.0	10.8	12.6	14.4	16.2	18
2	G		Cv	3.0	6.1	9.1	12.2	15.2	18.2	21.3	24.3	27.4	30.4
	1.46 (37)	.79 (20)	Kv	2.6	5.2	7.8	10.4	13.0	15.6	18.2	20.8	23.4	26
2	H		Cv	5.0	10.1	15.1	20.1	25.2	30.2	35.2	40.2	45.3	50.3
	1.89 (48)	1.18 (30)	Kv	4.0	8.0	12.0	16.0	20.0	24.0	28.0	32.0	36.0	40
3	H		Cv	5.0	10.1	15.1	20.1	25.2	30.2	35.2	40.2	45.3	50.3
	1.89 (48)	1.18 (30)	Kv	4.0	8.0	12.0	16.0	20.0	24.0	28.0	32.0	36.0	40
3	J		Cv	8.0	15.9	23.9	31.8	39.8	47.8	55.7	63.7	71.6	79.6
	2.44 (62)	1.18 (30)	Kv	6.8	13.6	20.4	27.2	34.0	40.8	47.6	54.4	61.2	68
3	K		Cv	11.7	23.4	35.1	46.8	58.5	70.2	81.9	93.6	105.3	117
	2.87 (73)	1.18 (30)	Kv	10.0	20.0	30.0	40.0	50.0	60.0	70.0	80.0	90.0	100
4	J		Cv	8.0	15.9	23.9	31.8	39.8	47.8	55.7	63.7	71.6	79.6
	2.44 (62)	1.18 (30)	Kv	6.8	13.6	20.4	27.2	34.0	40.8	47.6	54.4	61.2	68
4	K		Cv	11.7	23.4	35.1	46.8	58.5	70.2	81.9	93.6	105.3	117
	2.87 (73)	1.18 (30)	Kv	10.0	20.0	30.0	40.0	50.0	60.0	70.0	80.0	90.0	100
4	L		Cv	17.6	35.2	52.8	70.4	88.0	105.6	123.2	140.8	158.4	176
	3.54 (73)	1.18 (30)	Kv	15.0	30.0	45.0	60.0	75.0	90.0	105.0	120.0	135.0	150
6	L		Cv	17.6	35.2	52.8	70.4	88.0	105.6	123.2	140.8	158.4	176
	3.54 (73)	1.18 (30)	Kv	15.0	30.0	45.0	60.0	75.0	90.0	105.0	120.0	135.0	150
6	M		Cv	30.4	60.8	91.2	121.6	152.0	182.4	212.8	243.2	273.6	304
	4.53 (115)	2.36 (60)	Kv	26.0	52.0	78.0	104.0	130.0	156.0	182.0	208.0	234.0	260
6	N		Cv	44.5	89.0	133.5	178.0	222.5	267.0	311.5	356.0	400.5	445
	5.31 (135)	2.36 (60)	Kv	38.0	76.0	114.0	152.0	190.0	228.0	266.0	304.0	342.0	380

DFT® LSV-100®

LSV-100 Equal % Trim Sizing Coefficients

Model LSV-100 Equal % Trim FL = .94 All Sizes Xt = .75 All Sizes

Size	Port	Travel	Coefficient	10%	20%	30%	40%	50%	60%	70%	80%	90%	100%
3/4	C		Cv	0.1	0.2	0.3	0.5	0.7	1.0	1.5	2.2	3.2	4.7
	.59 (15)	.79 (20)	Kv	0.1	0.2	0.3	0.4	0.6	0.8	1.3	1.9	2.7	4
3/4	D		Cv	0.2	0.4	0.5	0.8	1.2	1.7	2.6	3.8	5.6	8.2
	.75 (19)	.79 (20)	Kv	0.2	0.3	0.5	0.7	1.0	1.5	2.2	3.2	4.8	7
1	C		Cv	0.1	0.2	0.3	0.5	0.7	1.0	1.5	2.2	3.2	4.7
	.59 (15)	.79 (20)	Kv	0.1	0.2	0.3	0.4	0.6	0.8	1.3	1.9	2.7	4
1	D		Cv	0.2	0.4	0.5	0.8	1.2	1.7	2.6	3.8	5.6	8.2
	.75 (19)	.79 (20)	Kv	0.2	0.3	0.5	0.7	1.0	1.5	2.2	3.2	4.8	7
1	E		Cv	0.4	0.6	0.8	1.3	1.8	2.7	4.0	6.0	8.8	12.9
	.94 (24)	.79 (20)	Kv	0.3	0.5	0.7	1.1	1.6	2.3	3.4	5.1	7.5	11
1 1/2	E		Cv	0.4	0.6	0.8	1.3	1.8	2.7	4.0	6.0	8.8	12.9
	.94 (24)	.79 (20)	Kv	0.3	0.5	0.7	1.1	1.6	2.3	3.4	5.1	7.5	11
1 1/2	F		Cv	0.6	0.9	1.4	2.0	3.0	4.5	6.6	9.8	14.5	21.1
	1.26 (32)	.79 (20)	Kv	0.5	0.8	1.2	1.7	2.6	3.8	5.6	8.3	12.3	18
1 1/2	G		Cv	0.9	1.3	2.0	2.9	4.4	6.4	9.5	14.1	20.8	30.4
	1.46 (37)	.79 (20)	Kv	0.8	1.2	1.7	2.5	3.7	5.5	8.2	12.1	17.8	26
2	F		Cv	0.6	0.9	1.4	2.0	3.0	4.5	6.6	9.8	14.5	21.1
	1.26 (32)	.79 (20)	Kv	0.5	0.8	1.2	1.7	2.6	3.8	5.6	8.3	12.3	18
2	G		Cv	0.9	1.3	2.0	2.9	4.4	6.4	9.5	14.1	20.8	30.4
	1.46 (37)	.79 (20)	Kv	0.8	1.2	1.7	2.5	3.7	5.5	8.2	12.1	17.8	26
2	H		Cv	1.5	2.2	3.3	4.9	7.2	10.7	15.8	23.3	34.5	50.3
	1.89 (48)	1.18 (30)	Kv	1.2	1.8	2.6	3.9	5.7	8.5	12.5	18.5	27.4	40
3	H		Cv	1.5	2.2	3.3	4.9	7.2	10.7	15.8	23.3	34.5	50.3
	1.89 (48)	1.18 (30)	Kv	1.2	1.8	2.6	3.9	5.7	8.5	12.5	18.5	27.4	40
3	J		Cv	2.4	3.5	5.2	7.7	11.4	16.9	25.0	36.9	54.6	79.6
	2.44 (62)	1.18 (30)	Kv	2.0	3.0	4.5	6.6	9.8	14.4	21.3	31.5	46.6	68
3	K		Cv	3.5	5.2	7.7	11.3	16.8	24.8	36.7	54.3	80.2	117
	2.87 (73)	1.18 (30)	Kv	3.0	4.4	6.6	9.7	14.3	21.2	31.4	46.4	68.6	100
4	J		Cv	2.4	3.5	5.2	7.7	11.4	16.9	25.0	36.9	54.6	79.6
	2.44 (62)	1.18 (30)	Kv	2.0	3.0	4.5	6.6	9.8	14.4	21.3	31.5	46.6	68
4	K		Cv	3.5	5.2	7.7	11.3	16.8	24.8	36.7	54.3	80.2	117
	2.87 (73)	1.18 (30)	Kv	3.0	4.4	6.6	9.7	14.3	21.2	31.4	46.4	68.6	100
4	L		Cv	5.3	7.8	11.5	17.1	25.2	37.3	55.2	81.6	120.7	176
	3.54 (73)	1.18 (30)	Kv	4.5	6.7	9.8	14.6	21.5	31.8	47.0	69.6	102.8	150
6	L		Cv	5.3	7.8	11.5	17.1	25.2	37.3	55.2	81.6	120.7	176
	3.54 (73)	1.18 (30)	Kv	4.5	6.7	9.8	14.6	21.5	31.8	47.0	69.6	102.8	150
6	M		Cv	9.1	13.5	19.9	29.5	43.6	64.5	95.3	141.0	208.4	304
	4.53 (115)	2.36 (60)	Kv	7.8	11.5	17.1	25.2	37.3	55.1	81.5	120.6	178.3	260
6	N		Cv	13.4	19.8	29.2	43.2	63.8	94.4	139.6	206.3	305.1	445
	5.31 (135)	2.36 (60)	Kv	11.4	16.9	24.9	36.9	54.5	80.6	119.2	176.2	260.5	380

DFT® LSV-100®

Fast Opening Trim Sizing Coefficients

Model LSV-100 Fast Opening FL = .94 All Sizes Xt = .75 All Sizes

Size	Port	Travel	Coefficient	10%	20%	30%	40%	50%	60%	70%	80%	90%	100%
3/4	C		Cv	1.5	2.5	3.2	3.7	4.0	4.2	4.4	4.5	4.6	4.7
	.59 (15)	.79 (20)	Kv	1.2	2.2	2.7	3.2	3.4	3.6	3.7	3.8	3.9	4
3/4	D		Cv	2.5	4.4	5.6	6.5	7.0	7.4	7.7	7.8	8.0	8.2
	.75 (19)	.79 (20)	Kv	2.2	3.8	4.8	5.5	6.0	6.3	6.5	6.7	6.8	7
1	C		Cv	1.5	2.5	3.2	3.7	4.0	4.2	4.4	4.5	4.6	4.7
	.59 (15)	.79 (20)	Kv	1.2	2.2	2.7	3.2	3.4	3.6	3.7	3.8	3.9	4
1	D		Cv	2.5	4.4	5.6	6.5	7.0	7.4	7.7	7.8	8.0	8.2
	.75 (19)	.79 (20)	Kv	2.2	3.8	4.8	5.5	6.0	6.3	6.5	6.7	6.8	7
1	E		Cv	4.0	7.0	8.9	10.2	11.1	11.6	12.1	12.3	12.5	12.9
	.94 (24)	.79 (20)	Kv	3.4	5.9	7.6	8.7	9.4	9.9	10.3	10.5	10.7	11
1 1/2	E		Cv	4.0	7.0	8.9	10.2	11.1	11.6	12.1	12.3	12.5	12.9
	.94 (24)	.79 (20)	Kv	3.4	5.9	7.6	8.7	9.4	9.9	10.3	10.5	10.7	11
1 1/2	F		Cv	6.5	11.4	14.5	16.6	18.1	19.1	19.7	20.2	20.5	21.1
	1.26 (32)	.79 (20)	Kv	5.6	9.7	12.4	14.2	15.4	16.3	16.8	17.2	17.5	18
1 1/2	G		Cv	9.4	16.4	20.9	24.0	26.0	27.5	28.4	29.1	29.5	30.4
	1.46 (37)	.79 (20)	Kv	8.1	14.0	17.8	20.5	22.3	23.5	24.3	24.8	25.2	26
2	F		Cv	6.5	11.4	14.5	16.6	18.1	19.1	19.7	20.2	20.5	21.1
	1.26 (32)	.79 (20)	Kv	5.6	9.7	12.4	14.2	15.4	16.3	16.8	17.2	17.5	18
2	G		Cv	9.4	16.4	20.9	24.0	26.0	27.5	28.4	29.1	29.5	30.4
	1.46 (37)	.79 (20)	Kv	8.1	14.0	17.8	20.5	22.3	23.5	24.3	24.8	25.2	26
2	H		Cv	15.6	27.2	34.5	39.6	43.1	45.4	47.0	48.1	48.8	50.3
	1.89 (48)	1.18 (30)	Kv	12.4	21.6	27.5	31.5	34.3	36.1	37.4	38.2	38.8	40
3	H		Cv	15.6	27.2	34.5	39.6	43.1	45.4	47.0	48.1	48.8	50.3
	1.89 (48)	1.18 (30)	Kv	12.4	21.6	27.5	31.5	34.3	36.1	37.4	38.2	38.8	40
3	J		Cv	24.7	43.0	54.6	62.7	68.2	71.9	74.4	76.1	77.2	79.6
	2.44 (62)	1.18 (30)	Kv	21.1	36.7	46.7	53.6	58.2	61.4	63.5	65.0	66.0	68
3	K		Cv	36.3	63.2	80.3	92.2	100.2	105.7	109.3	111.8	113.5	117
	2.87 (73)	1.18 (30)	Kv	31.0	54.0	68.6	78.8	85.7	90.3	93.4	95.6	97.0	100
4	J		Cv	24.7	43.0	54.6	62.7	68.2	71.9	74.4	76.1	77.2	79.6
	2.44 (62)	1.18 (30)	Kv	21.1	36.7	46.7	53.6	58.2	61.4	63.5	65.0	66.0	68
4	K		Cv	36.3	63.2	80.3	92.2	100.2	105.7	109.3	111.8	113.5	117
	2.87 (73)	1.18 (30)	Kv	31.0	54.0	68.6	78.8	85.7	90.3	93.4	95.6	97.0	100
4	L		Cv	54.6	95.0	120.8	138.7	150.8	158.9	164.5	168.2	170.7	176
	3.54 (73)	1.18 (30)	Kv	46.5	81.0	103.0	118.2	128.5	135.5	140.2	143.3	145.5	150
6	L		Cv	54.6	95.0	120.8	138.7	150.8	158.9	164.5	168.2	170.7	176
	3.54 (73)	1.18 (30)	Kv	46.5	81.0	103.0	118.2	128.5	135.5	140.2	143.3	145.5	150
6	M		Cv	94.2	164.2	208.7	239.5	260.4	274.5	284.1	290.5	294.9	304
	4.53 (115)	2.36 (60)	Kv	80.6	140.4	178.5	204.9	222.7	234.8	242.9	248.5	252.2	260
6	N		Cv	138.0	240.3	305.4	350.6	381.2	401.8	415.8	425.2	431.7	445
	5.31 (135)	2.36 (60)	Kv	117.8	205.2	260.8	299.4	325.5	343.1	355.1	363.1	368.6	380

DFT® LSV-100®

ORDERING INFORMATION

Please specify the following:

Size	Trim Size	Actuator Failure Mode
Class	Characteristic	Actuator Accessories
End connection	Packing	
Body Material	Leakage Class	

LSV-100 (Includes Diaphragm Actuator Only)

Size	Class	Ends	Body Mat'l	Trim Size *	Trim Mat'l	Trim Char.**	Packing/Seals	Leakage Class
0.75	150	RF	WCB/Carbon Steel or CF8M/Stainless Steel	C or D	410 SS	E, L or F	Graphite/ CFG	Class IV (4)
	300							
1	150	RF	WCB/Carbon Steel or CF8M/Stainless Steel	C,D or E	410 SS	E, L or F	Graphite/ CFG	Class IV (4)
	300							
1.5	150	RF	WCB/Carbon Steel or CF8M/Stainless Steel	E, F or G	410 SS	E, L or F	Graphite/ CFG	Class IV (4)
	300							
2	150	RF	WCB/Carbon Steel or CF8M/Stainless Steel	F, G or H	410 SS	E, L or F	Graphite/ CFG	Class IV (4)
	300							
3	150	RF	WCB/Carbon Steel or CF8M/Stainless Steel	H, J or K	410 SS	E, L or F	Graphite/ CFG	Class IV (4)
	300							
4	150	RF	WCB/Carbon Steel or CF8M/Stainless Steel	J, K or L	410 SS	E, L or F	Graphite/ CFG	Class IV (4)
	300							
6	150	RF	WCB/Carbon Steel or CF8M/Stainless Steel	L, M or N	410 SS	E, L or F	Graphite/ CFG	Class IV (4)
	300							

* Standard (Full sized) Trim is the highest letter code. Single reduced port trim is one letter lower, double reduced port trim is two letters lower.
See pages 4, 5 and 6 for trim designation.




** E = Equal %; L = Linear; F = Fast Opening

LSV-100 Actuator Part Number

Size	Class	Fail Open (U) or Close (C)	Handwheel	Airset	Positioner	Solenoid & Limitswitch	Actuator Part #
All		Choose (U,C)	N = None; Handwheel not currently available	A = Included N = None	D = Digital E = E-P P = P-P	L = Limitswitch S = Solenoid	Assigned by Factory

Standard Accessories

Positioner	Digital	VAC D400	Other accessories available, consult factory
	E-P	VAC V200E	
	P-P	VAC V200P	
Airset	ControlAir Type 300		
Solenoid	ASCO 8320		
Limitswitch	TopWorx		


Trim Type	Description	Service	Leakage	Trim characteristic
LSV-100® Top Guided Trim 	Top guided, unbalanced, single seat trim. This style trim is suitable for pressure drops up to 600 psi in a non-cavitating environment. Your most economic choice for standard control applications.	Up to 6” Standard Class 150 Class 300	Class IV	Fast Opening Linear Equal %
MSV-100® Venturi Ball Design 	Our unique venturi ball design provides superior control, long life and low maintenance costs for moderate pressure drop applications. The MSV-100 is designed for flanged applications. Seat replacement is accomplished on the bench.	Up to 4” Moderate Class 600 Class 900 Class 1500	Class V	Linear
Hi-100® Venturi Ball Design 	This unique venturi ball design provides superior control, long life and low maintenance costs for severe pressure drop applications. The Hi-100 is designed for in-line repair using quick change trim.	Up to 12” Severe All Classes	Class V	Linear

Warranty

Each DFT® Inc. product is warranted against defects in material and workmanship for a period of one year after being placed in service, but not exceeding 18 months after shipment, when these products are properly installed, maintained and used within the service and temperature and pressure ranges for which they were designed and manufactured, and provided they have not been subject to accident, negligence, alteration, abuse, misuse or the like. This warranty extends to the first purchaser only. All defective material must be returned to the person from whom you purchased the product, transportation prepaid, free of any liens or encumbrances and if found to be defective will be repaired free of charge or replaced, at the warrantor's or DFT's option.

FOR A COMPLETE UNDERSTANDING OF YOUR SOLE AND EXCLUSIVE LEGAL RIGHTS AND REMEDIES, AND THE PROCEDURES TO BE FOLLOWED WITH RESPECT TO ANY CLAIMS, PLEASE REFER TO THE "LIMITATION AND DISCLAIMER OF WARRANTIES AND LIABILITIES," AVAILABLE ON REQUEST FROM DFT. THE EXPRESS WARRANTIES SET FORTH IN THAT DOCUMENT AND THE OBLIGATIONS AND LIABILITIES OF DFT THEREUNDER ARE EXCLUSIVE AND ARE EXPRESSLY IN LIEU OF ALL OTHER WARRANTIES, EXPRESS OR IMPLIED, INCLUDING WITHOUT LIMITATION, THE WARRANTIES OF MERCHANTABILITY AND FITNESS FOR A PARTICULAR PURPOSE, AND ALL OTHER OBLIGATIONS AND LIABILITIES OF DFT. IT IS UNDERSTOOD THAT THERE ARE NO WARRANTIES WHICH EXTEND BEYOND THE DESCRIPTION OF THE EXPRESS TERMS IN THE "LIMITATION AND DISCLAIMER OF WARRANTIES AND LIABILITIES." UNDER NO CIRCUMSTANCES SHALL DFT BE LIABLE FOR ANY CONSEQUENTIAL, INCIDENTAL, ECONOMICAL, DIRECT, INDIRECT, GENERAL OR SPECIAL DAMAGES, EXPENSES OR LOSSES RELATING TO ANY BREACH OF WARRANTIES.

It is expressly understood and agreed that unless a statement is specifically identified in this brochure as a warranty, the statements made herein relating to DFT's products are not express warranties, but are merely for informational, illustrative and identification purposes only.



REPRESENTED BY

DFT®, HI-100®, LSV-100® and MSV-100® are registered trademarks of DFT Inc. All other trademarks are the properties of their respective owners and are used for purposes of identification only.