



200 SERIES

- Switch adjustment ranges from vacuum through 6,000 psig depending on model
- 200V & 200L: Standard Brass with Buna-N diaphragm wetted parts, 200H: Standard Zinc-nickel with Buna-N diaphragm wetted parts
- SPST or SPDT snap-action switch with solid Silver contacts
- CE compliant to suppress RFI, EMI and ESD
- RoHS compliant

APPLICATIONS

- Hydraulics & pneumatics
- Pumps & compressors
- Tank monitoring
- Leak detection
- Water management

SPECIFICATIONS

Switching parameters	
Function	SPST or SPDT
Contact rating*	5A @ 125/250 Vac 5A @ 12/24 Vdc
Repeatability	See Chart 1 on page 111
Hysteresis	See Chart 2 on page 111
Contact material	Solid Silver, self-cleaning, optional gold-plated
Frequency	Max. 100 cycles/min
Switch type	Snap action
Pressure ranges	-5 inHg to -28 inHg (350 psig) through 1000 psig to 6,000 psig (9,000 psig)
Service life	>1,000,000 load cycles
Temperature ranges	Media -4 °F to 176 °F (-20 °C to 80 °C) Ambient -4 °F to 176 °F (-20 °C to 80 °C) Storage -4 °F to 176 °F (-20 °C to 80 °C)
Proof pressure	Static = 9000 psi (620 bar) Dynamic = 7500 psi (517 bar)
Measuring element	200V: Brass, Buna-N diaphragm 200L: Brass, Buna-N diaphragm 200H: Zinc-nickel, Buna-N diaphragm
Housing material	Zinc-nickel plated Steel
Environmental rating	IP00 - Exposed Terminals IP65 - Hirschmann IP69 - M12, Flying Leads & Deutsch Integral
Weight	Approximately 0.2 lb.

* Gold contacts may be required for less than 12 VDC and 20 milliamps



ORDERING INFORMATION		
SERIES	200V 200 Vacuum Series 200L 200 Low Pressure Series	200H 200 High Pressure Series
SWITCH FUNCTIONS	1 SPST, Normally open 2 SPST, Normally closed	3 SPDT
PROCESS CONNECTIONS	1 1/8" NPT male 2 1/4" NPT male 10 G 1/4B	31 9/16-18 SAE Male, Non-Adjustable 33 G 1/8B 45 7/16-20 SAE Male, Non-Adjustable
200V VACUUM PRESSURE SWITCH ADJUSTMENT RANGES (Max. working pressure)	5/25-vac -5 inHg to -25 inHg (350 psig)	
200L LOW PRESSURE SWITCH ADJUSTMENT RANGES (Max. working pressure)	3/15 3 psig to 15 psig (350 psig) 5/30 5 psig to 30 psig (350 psig)	15/75 15 psig to 75 psig (350 psig) 50/150 50 psig to 150 psig (350 psig)
200H HIGH PRESSURE SWITCH ADJUSTMENT RANGES (Max. working pressure)	10/85 10 psig to 85 psig (9,000 psig) 65/300 65 psig to 300 psig (9,000 psig) 125/600 125 psig to 600 psig (9,000 psig)	500/2500 500 psig to 2,500 psig (9,000 psig) 500/3500 500 psig to 3,500 psig (9,000 psig) 1000/6000 1,000 psig to 6,000 psig (9,000 psig)
ELECTRICAL CONNECTIONS†	4 Spade Terminals (1/4 x 1/32) 8 Hirschmann (DIN EN 175301-803 Form A) 34 Packard 3-Pin 46 Deutsch Integral 3-Pin (DT04-3P) 66 Deutsch Integral 2-Pin (DT04-2P)** 69 M12 x 1 3-Pin 77 18" Flying Leads 78 6-32 Terminal Screws 96 Weatherpack Tower, 2-Pin Female*** 97 Weatherpack Tower, 2-Pin Male***	98 Weatherpack Shroud, 2-Pin Female*** 99 Weatherpack Shroud, 2-Pin Male*** 100 Deutsch 2-Pin Male (DT04-2P)*, ** 101 Deutsch 3-Pin Male (DT04-3P)* 103 Deutsch 2-Pin Female Socket (DT06-2S)*, ** 104 Deutsch 3-Pin Female Socket (DT06-3S)* 110 Weatherpack Tower, 3-Pin Female* 111 Weatherpack Tower, 3-Pin Male* 112 Weatherpack Shroud, 3-Pin Female* 113 Weatherpack Shroud, 3-Pin Male*
OPTIONS***	AU Gold Plated Contacts EP EPDM Diaphragm (-10/250 °F) HNBR Low Temp Nitrile (-40/110 °F)	VT FKM Diaphragm (0/250 °F) KP Polyimide (-40/230 °F) SS 316 SS Wetted Materials

Please consult your local NOSHOK Distributor or NOSHOK, Inc. for availability and delivery information.

* Options attached to Flying Leads

** For SPST only

*** Not all options are available for all ranges, consult factory

† Other electrical connections available, consult the factory

EXAMPLE

Series200 Low Pressure Series
 Switch function..... SPST, normally open
 Process connection..... 1/4" NPT Male
 Adjustable range 5 psig to 30 psig (350 psig)
 Electrical connection 316 SS Wetted materials

200L - 1 - 2 - 5/30 - SS

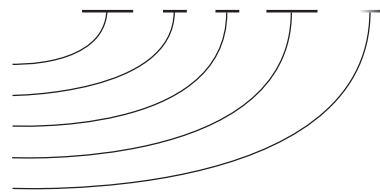


CHART 1

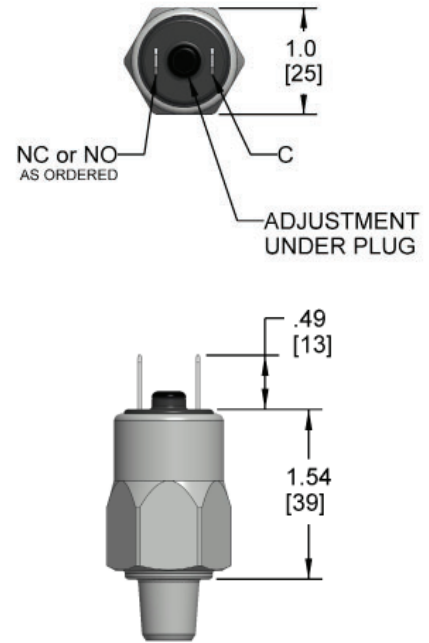
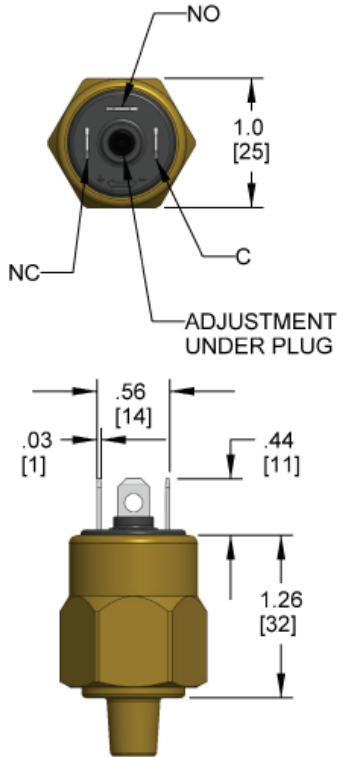
Series	Range	Repeatability
200V	5 - 25 inHg	1 psi or 5% of setpoint
200L	3 - 15	1 psi or 5% of setpoint
	5 - 30	
	15 - 75	
	50 - 150	
200H	10 - 85	2% of full setpoint range
	65 - 300	
	125 - 600	
	500 - 2,500	
	500 - 3,500	
	1,000 - 6,000	

CHART 2

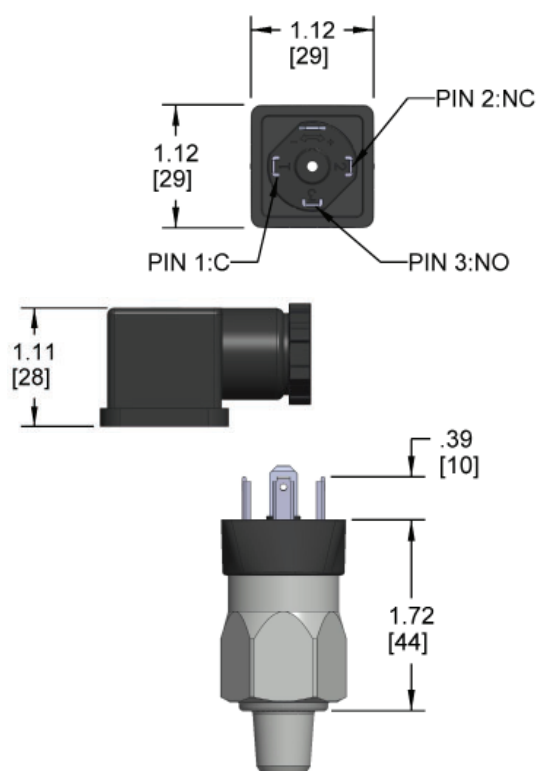
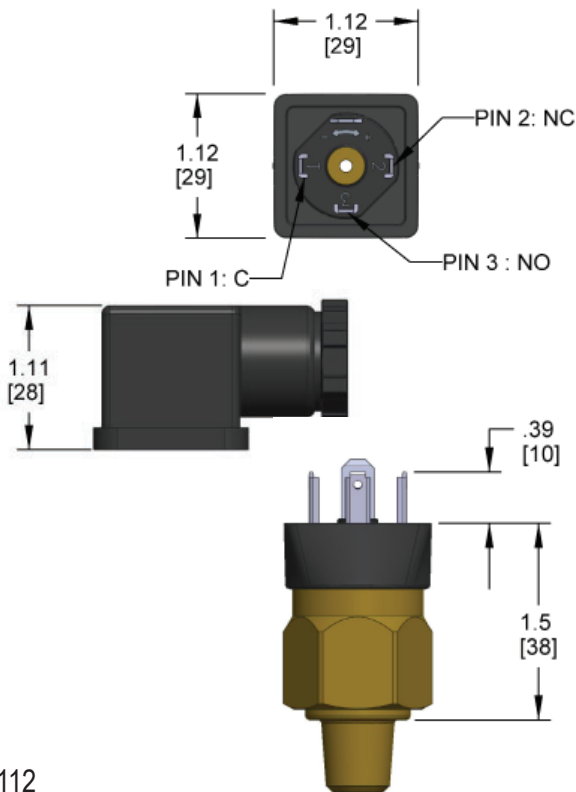
Series	Range	Hysteresis
200V	5 - 25 inHg	4-6 inHg
200L	3 - 15	2-5 psi
	5 - 30	3-7 psi
	15 - 75	4-7 psi
	50 - 150	7-15 psi
200H	10 - 85	1-10 psi
	65 - 300	8-30 psi
	125 - 600	20-80 psi
	500 - 2500	70-300 psi
	500 - 3500	75-300 psi
	1000 - 6000	150-600 psi

Dimensions

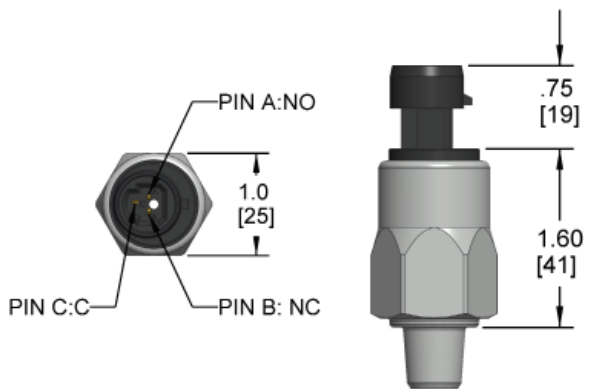
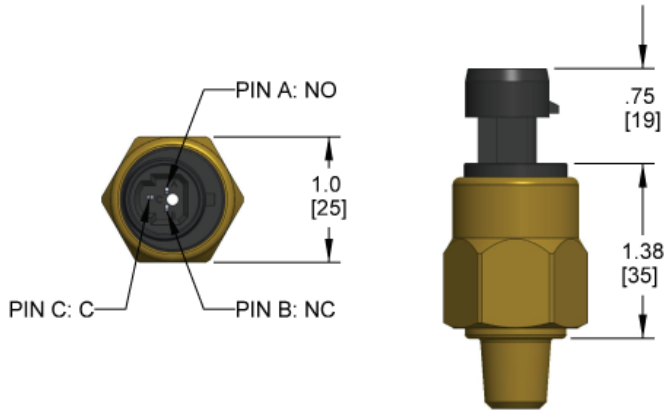
200V & 200L Spade Terminals 200H Spade Terminals



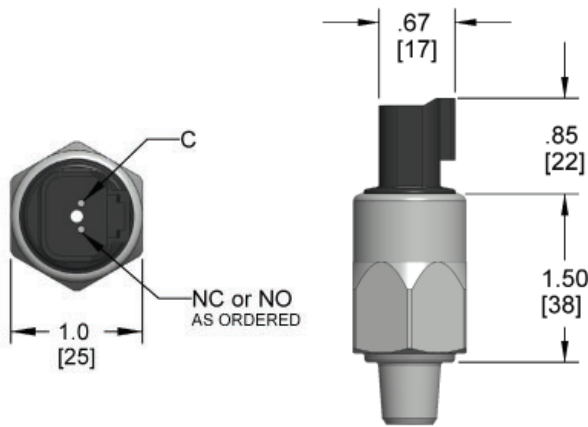
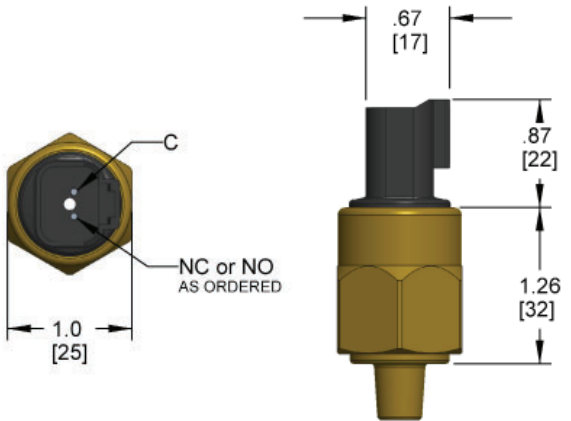
200V & 200L Hirschmann DIN EN 175301-803 Form A 200H Hirschmann DIN EN 175301-803 Form A



200V & 200L Packard 3-Pin **200H Packard 3-Pin**

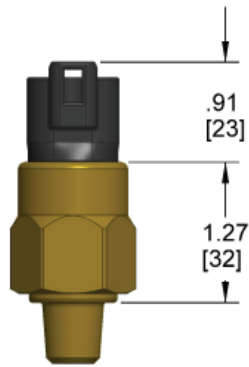
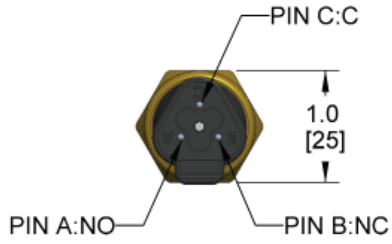


200V & 200L 2-Pin Deutsch **200H 2-Pin Deutsch**

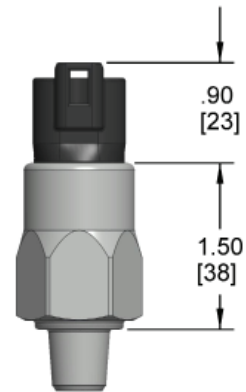
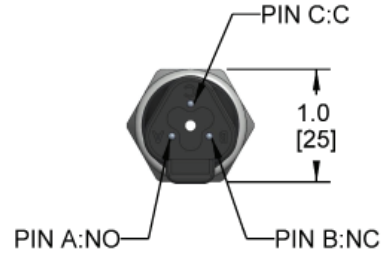


Dimensions

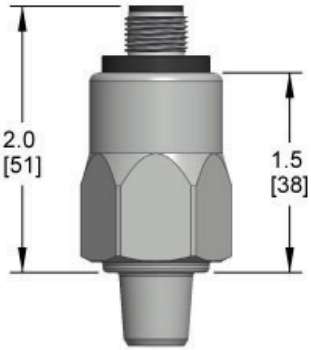
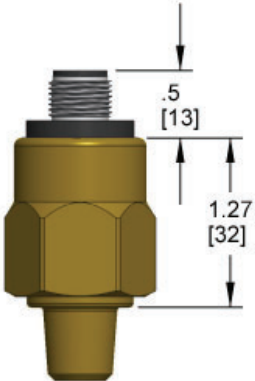
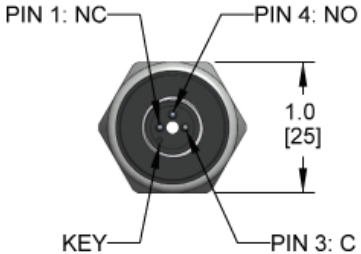
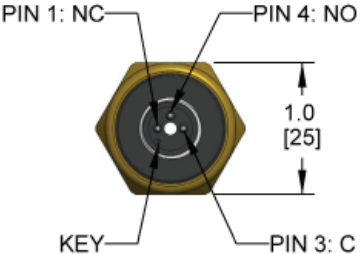
200V & 200L 3-Pin Deutsch



200H 3-Pin Deutsch

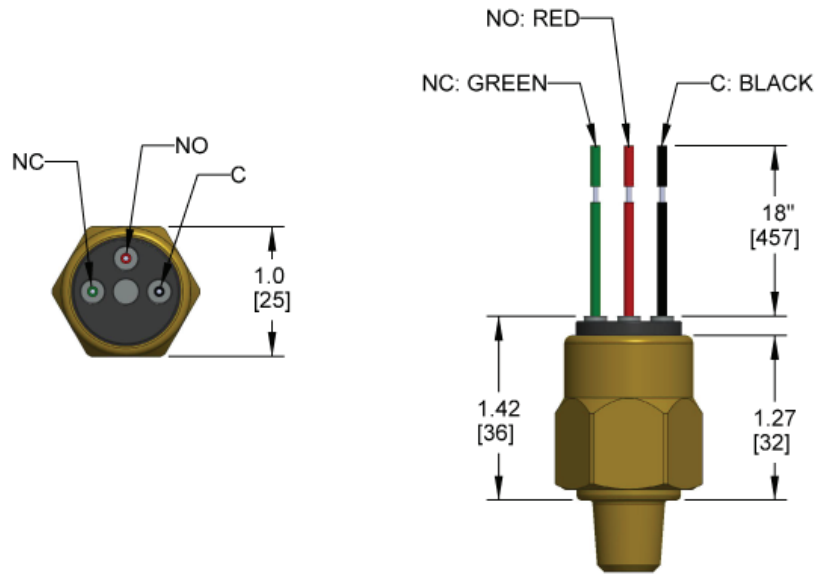


200V & 200L M12 x 1 (3-Pin) 200H M12 x 1 (3-Pin)

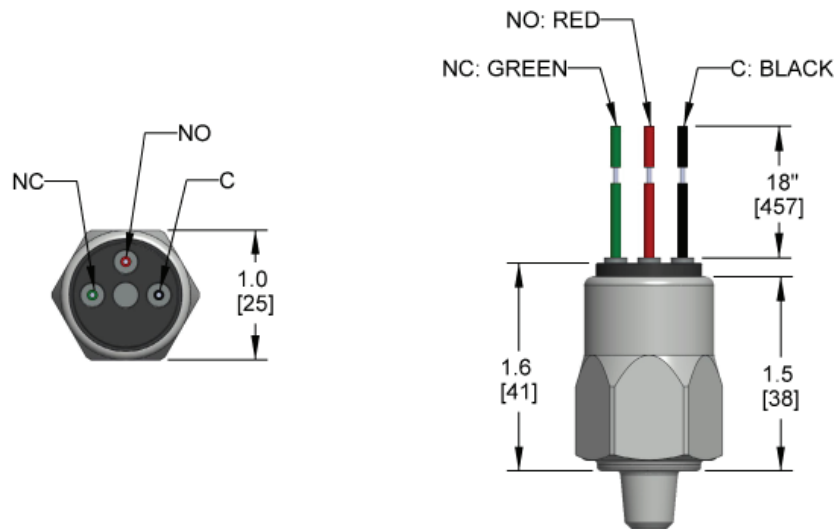


Dimensions

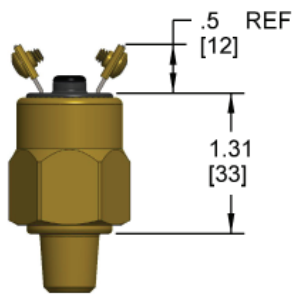
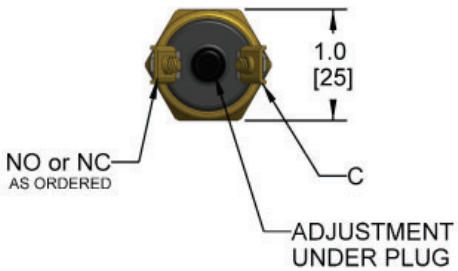
200V & 200L 18" Flying Leads



200H 18" Flying Leads



200V & 200 L Terminal Screws



200H Terminal Screws

